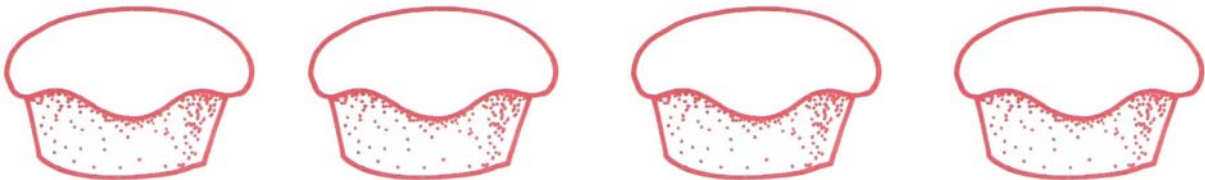


## WRITE ABOUT THE STORY

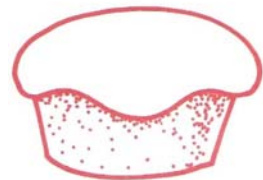
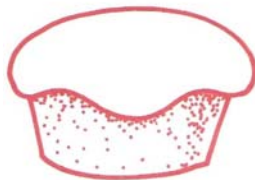
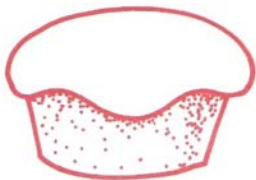
1. Remember the story and complete the sentences.

- On \_\_\_\_\_ grandma bakes \_\_\_\_\_ cake.
- On \_\_\_\_\_ grandma bakes \_\_\_\_\_ cake.
- On \_\_\_\_\_ grandma bakes \_\_\_\_\_ cake.
- On \_\_\_\_\_ grandma bakes \_\_\_\_\_ cake.
- On \_\_\_\_\_ grandma bakes \_\_\_\_\_ cake.
- On \_\_\_\_\_ grandma bakes \_\_\_\_\_ cake.
- On \_\_\_\_\_ grandma bakes \_\_\_\_\_ cake.

2. Draw the flavours on the cakes.



\_\_\_\_\_



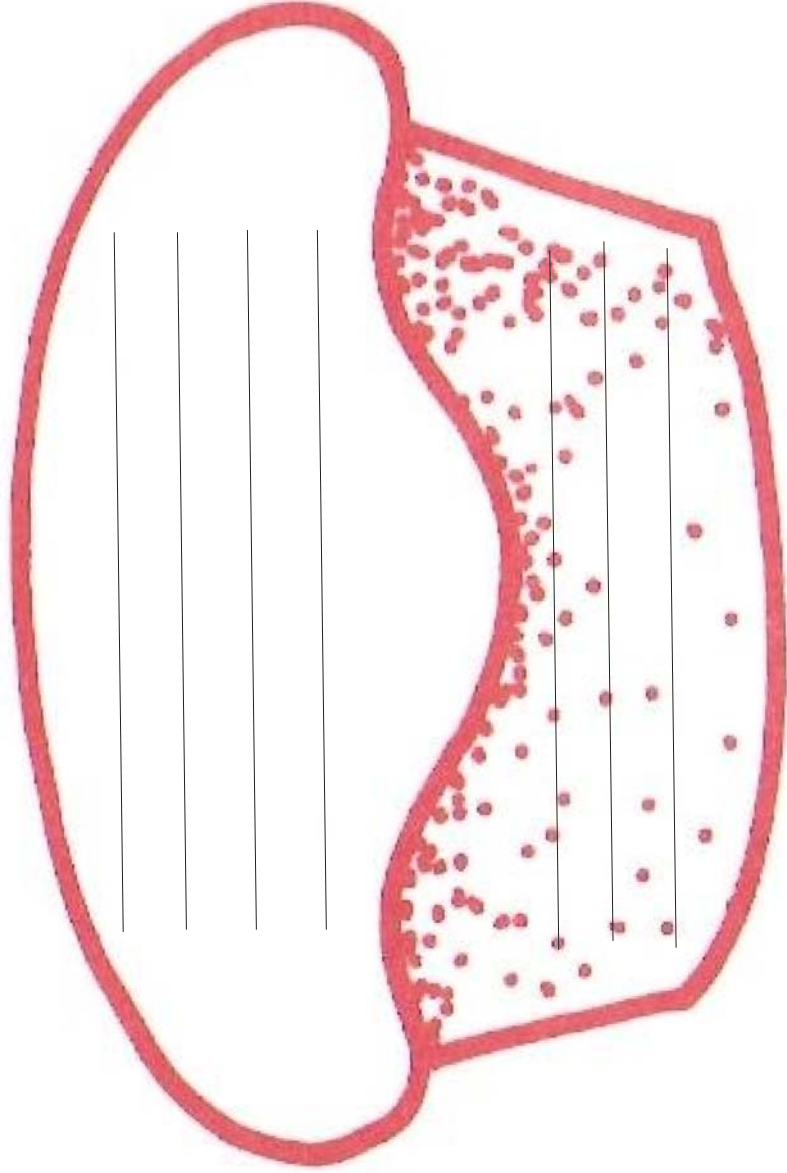
\_\_\_\_\_

\_\_\_\_\_

\_\_\_\_\_

## WRITING

Write about your favourite day and your favourite cake



## ART AND CRAFTS

**Materials:** Follow directions to make the craft:



### Your Baker or Chef Craft

- something to colour with
- scissors
- glue
- paper
- printer

**Instructions:**

- Print out the template.
- Colour the pieces as appropriate and cut them out.
- Glue the large rectangular piece around the toilet roll tube.
- Glue on the arms and the head.
- Glue the chef's hat onto the head.
- Glue the feet onto the bottom of the toilet roll tube, bending the tabs to make a 3D effect.
- Glue the cake into the hands (OPTIONAL)

