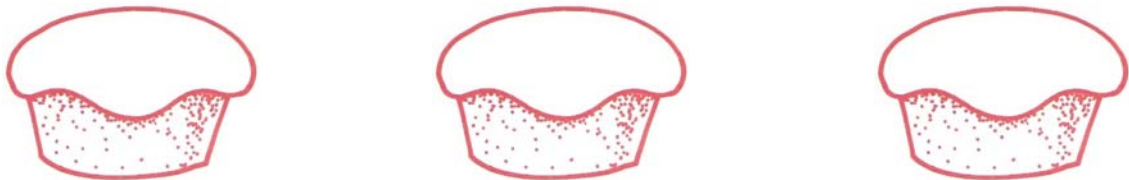
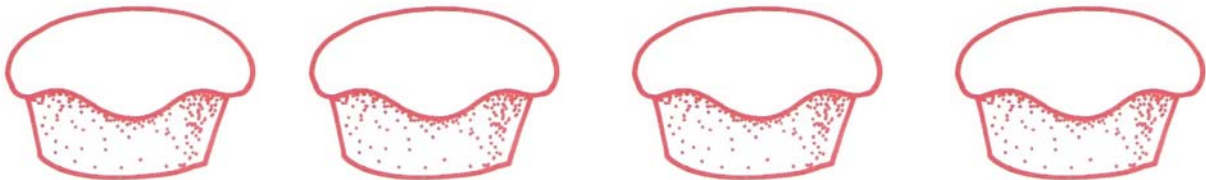


WRITE ABOUT THE STORY

1. Remember the story and complete the sentences.

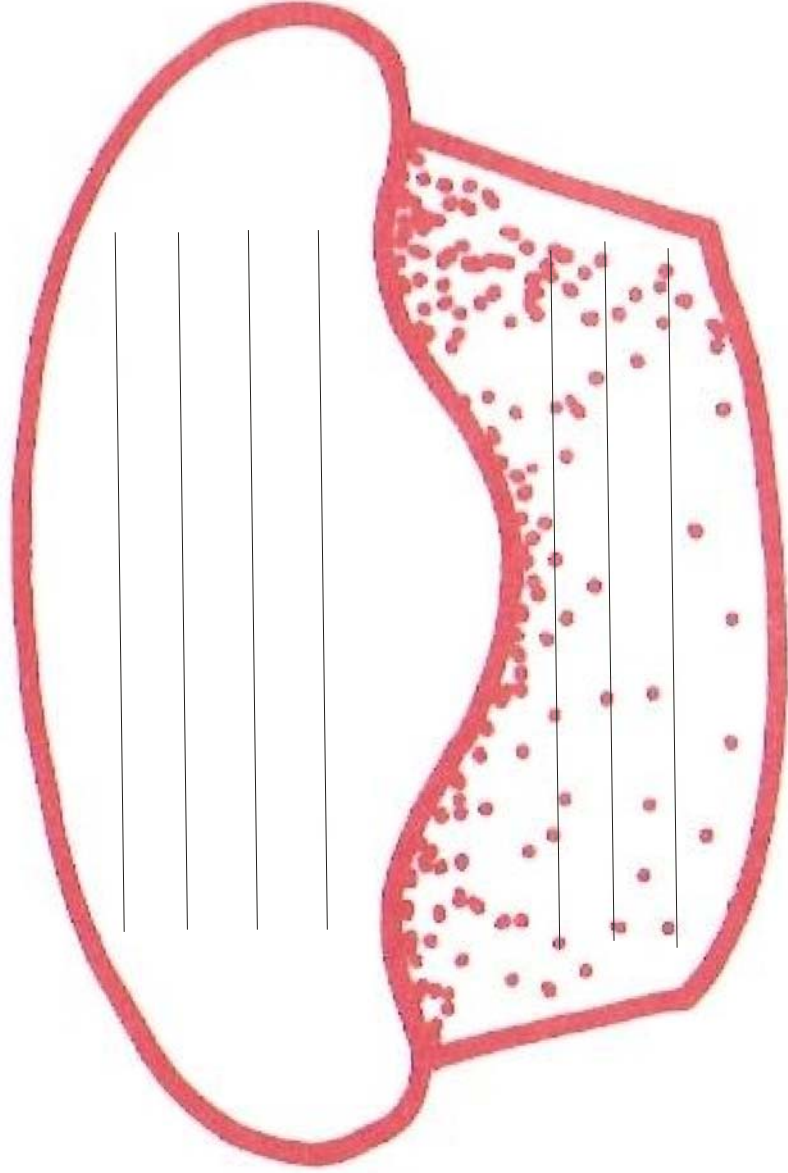
- On _____ grandma bakes _____ cake.
- On _____ grandma bakes _____ cake.
- On _____ grandma bakes _____ cake.
- On _____ grandma bakes _____ cake.
- On _____ grandma bakes _____ cake.
- On _____ grandma bakes _____ cake.
- On _____ grandma bakes _____ cake.

2. Draw the flavours on the cakes.



WRITING

Write about your favourite day and your favourite cake



ART AND CRAFTS

Materials: Follow directions to make the craft:



Your Baker or Chef Craft

- something to colour with
- scissors
- glue
- paper
- printer

Instructions:

- Print out the template.
- Colour the pieces as appropriate and cut them out.
- Glue the large rectangular piece around the toilet roll tube.
- Glue on the arms and the head.
- Glue the chef's hat onto the head.
- Glue the feet onto the bottom of the toilet roll tube, bending the tabs to make a 3D effect.
- Glue the cake into the hands (OPTIONAL)

